

# AWS State, Local, and Education Learning Days

Chicago



# Generative Business Intelligence (BI) in Amazon QuickSight

A new generative AI assistant for BI

**Travis Berkley** (he/him)

Sr. Solutions Architect

AWS

[travberk@amazon.com](mailto:travberk@amazon.com)

© 2024, Amazon Web Services, Inc. or its affiliates. All rights reserved.



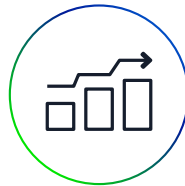


# Amazon QuickSight

UNIFIED BI SERVICE  
AT HYPERSCALE



Unified BI for all your analytics needs



Consistent high performance with auto scaling



Augmented analytics with generative AI capabilities



Lower costs by paying for what you need



© 2024, Amazon Web Services, Inc. or its affiliates. All rights reserved.

# Over 100,000 customers use QuickSight



© 2024, Amazon Web Services, Inc. or its affiliates. All rights reserved.



# Business benefits of QuickSight

**74%**  
LOWER COSTS  
OVER 3 YEARS

**157-300%**  
INCREASE IN BI USAGE

**275%**  
ROI (MODELED)

Source: Economic Validation- The Economic Benefits of Amazon QuickSight, March 2024, Enterprise Strategy Group by TechTarget

[quicksight.aws](https://quicksight.aws)



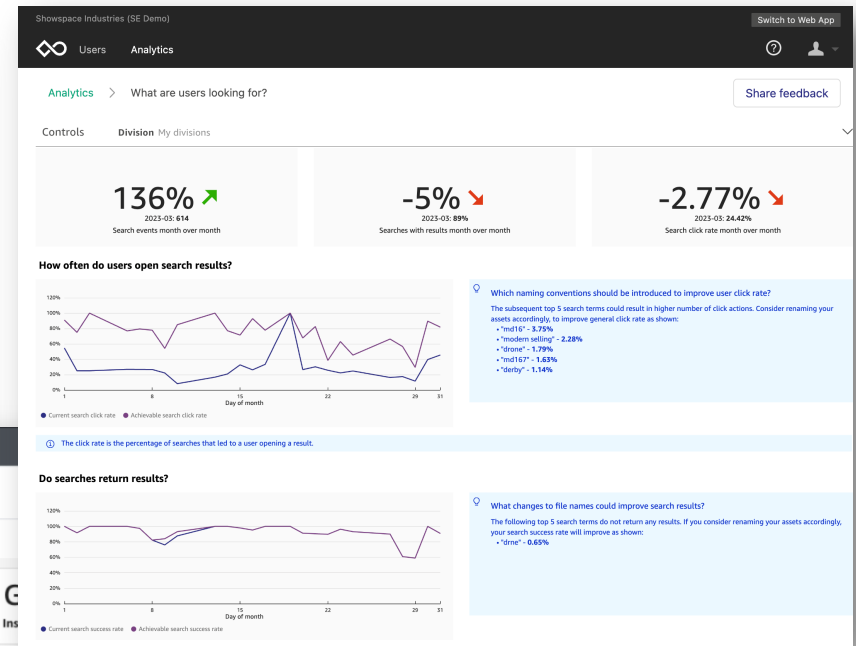
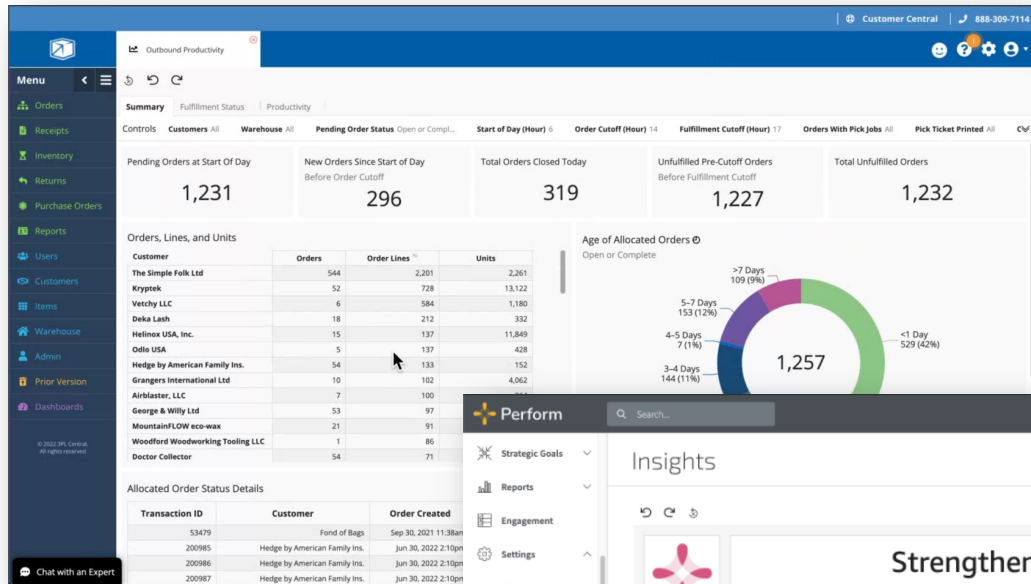
© 2024, Amazon Web Services, Inc. or its affiliates. All rights reserved.

# Create beautiful, interactive dashboards

- Add rich interactivity like filters, drill downs, zooming, and more
- Blazing-fast navigation
- Accessible on any device
- Data refresh
- Publish to everyone with a click



# QuickSight powers 1,000s of apps



© 2024, Amazon Web Services, Inc. or its affiliates

# Paginated reporting in the cloud

CONSOLIDATE DASHBOARD AND REPORTING USE CASES COST EFFECTIVELY

## Highly formatted, printable reports

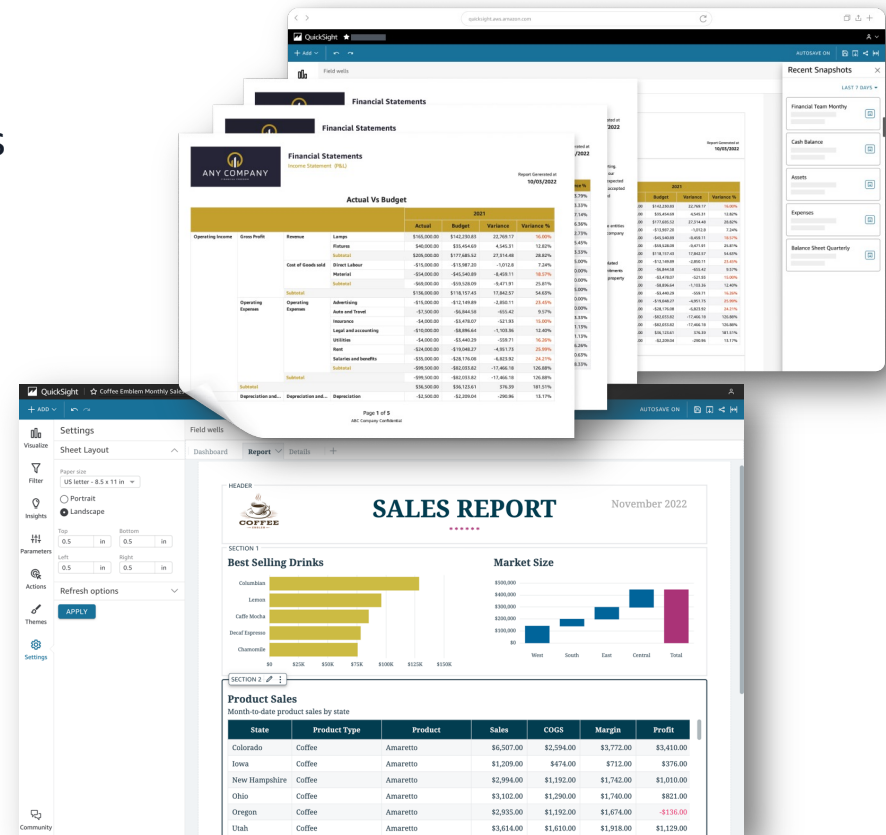
- Multipage PDF reports with rich visuals and images
- Scheduled delivery for PDFs and CSV exports

## Unified authoring and consumption

- Same governed data sets between dashboards and reports
- No new learning with familiar interface

## Serverless, auto scales to meet demand

- No infrastructure or software management
- Pay-for-usage with consumption-based pricing



© 2024, Amazon Web Services, Inc. or its affiliates. All rights reserved.

# What prevents data-driven decisions?

## Data skills and staff shortage

#1 impediment to data and analytics success

68%

Time spent by analysts on data reshaping and basic analysis

75%

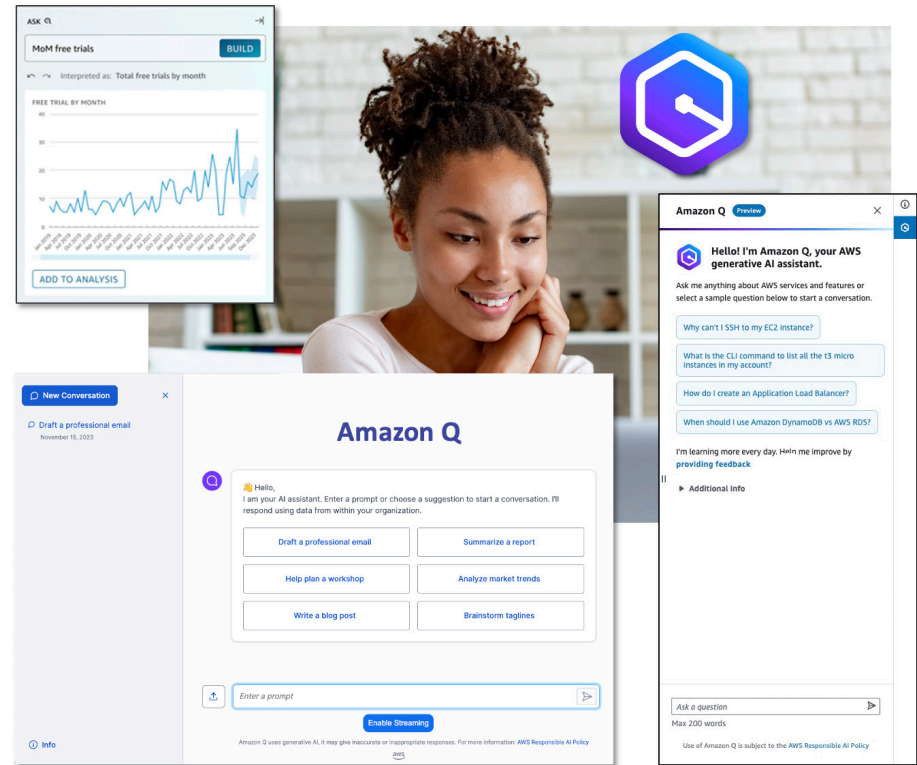
Percentage of business users who don't feel confident in their data skills

GARTNER 2023, TSIA 2018, DATA LITERACY PROJECT 2020



# Amazon Q

A generative AI-powered assistant for work that is tailored to your business



**Amazon Q  
Business**

**Amazon Q  
Developer**

**Amazon Q  
In QuickSight**

**Amazon Q  
In Connect**

**Amazon Q  
In AWS Supply Chain**



© 2024, Amazon Web Services, Inc. or its affiliates. All rights reserved.

# Announcing Amazon Q in QuickSight

NEW



# What can large language models (LLMs) do?

## BEST FOR

Broad world information

Assisting human work

Summarizing

Teaching

Generalizing

## NEED MORE TO DO

Precise knowledge

Autonomous tasks

Calculation

Well-defined tasks

Verifiable truth



# Amazon Q in QuickSight capabilities

ACCELERATE THE PATH TO DATA-DRIVEN DECISIONS FOR ALL USERS

## AI-powered dashboard authoring experience

enables business analysts to build faster

## AI-assisted data storytelling

enables business users to discover and share findings

## AI answers to questions of data on demand

simplifies extracting insights for business users

## Extend custom apps with AI

enables developers to quickly add advanced capabilities

Powered by  
Amazon Bedrock



© 2024, Amazon Web Services, Inc. or its affiliates. All rights reserved.

# AI-powered dashboard authoring experience

A NEW DASHBOARD BUILDING EXPERIENCE POWERED BY GENERATIVE BI

## Build visuals

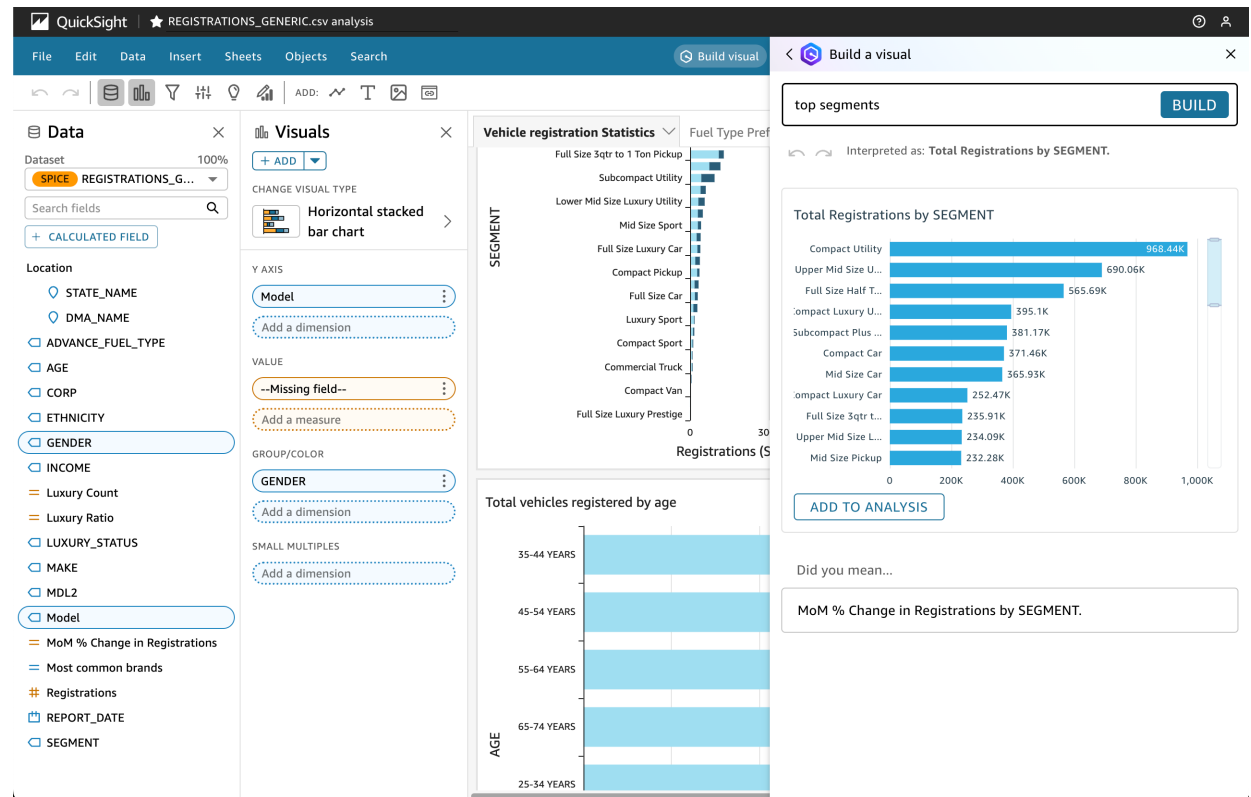
Use natural language to quickly build visuals for dashboards and reports

## Build calculations

Easily create calculations using natural language without looking up or learning specific syntax

## Refine visuals

Quickly update visuals by describing desired formats using natural language



# AI-assisted storytelling

IMPACTFUL DATA STORYTELLING TO DRIVE ACTIONS

## Interpret data for others

Help others derive meaning from data and reach conclusions to drive decisions

## Generate stories using AI

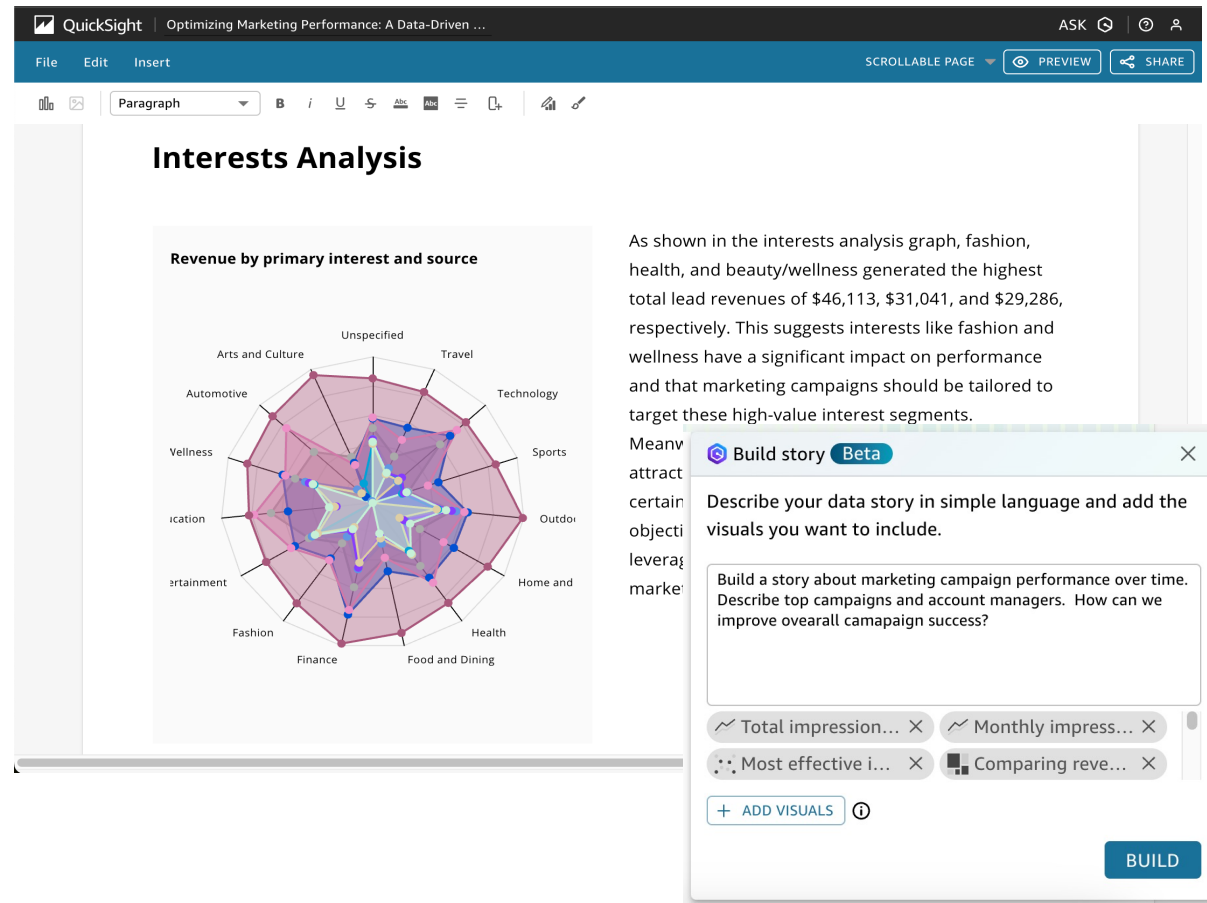
Generate cohesive, powerful, and insightful narratives by analyzing data with only a few words

## Create refined content

Control AI verbosity, customize narrative text, and apply stunning visual themes to bring content to life

## Governed and always up to date

Quickly and easily share and update data any time



© 2024, Amazon Web Services, Inc. or its affiliates. All rights reserved.

# AI answers to questions of data on demand

DEEP INSIGHTS AT YOUR FINGERTIPS

## Executive summaries of dashboards

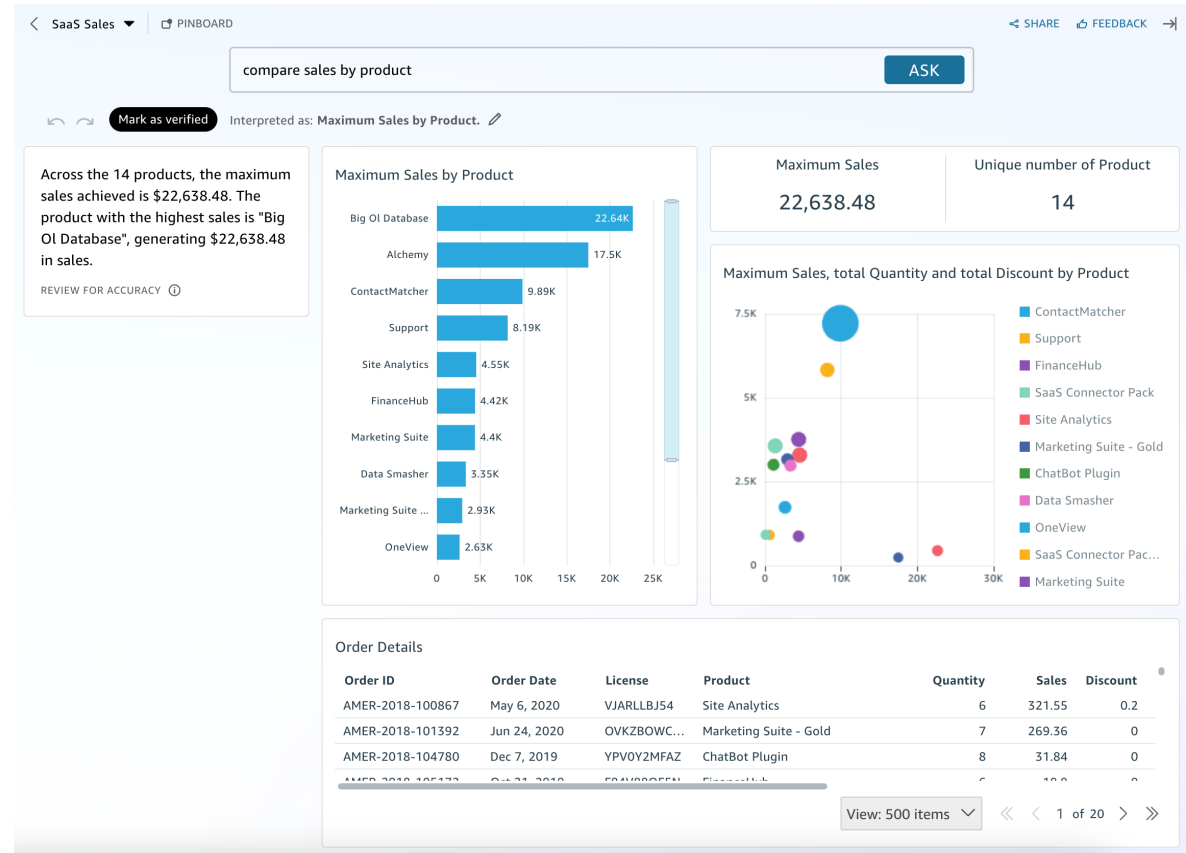
Instant summaries of key dashboard insights in natural language explaining top movers, outliers, and more

## Easy, powerful Q&A for nonexperts

Suggested questions and What's in my data show what can be asked

Multi-visual answers with narrative insight summaries explain answer context

Vague question support and Did you mean alternatives enable iterative fact-finding



# Extend Custom Apps with AI

QUICKLY ADD GENERATIVE BI CAPABILITIES TO WEB APPS

## Easy to Integrate

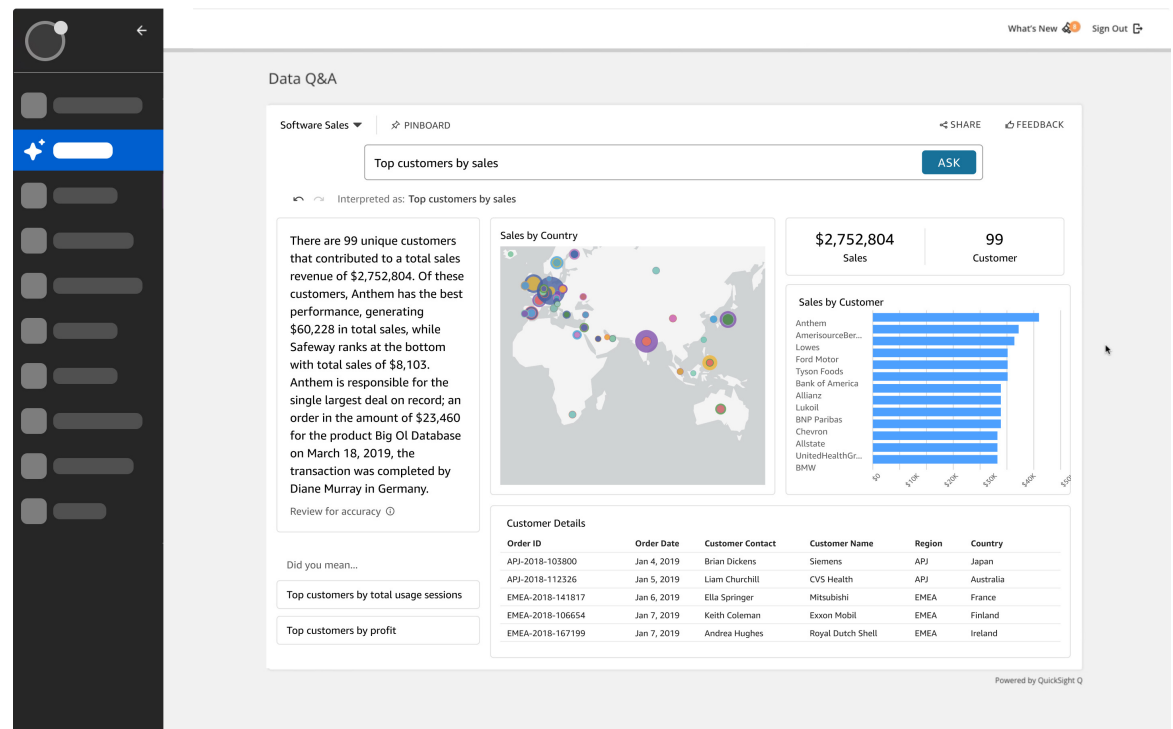
Add generative multi-visual Q & A to existing web apps with a few lines of code, no AI expertise required

## Works with any Data

Refine language understanding to optimize specific use cases and data contexts, provide suggested questions to get users started

## Seamless Experience

Customize size, placement, theme, and interaction to fit



# ProLink Solutions

SOFTWARE SOLUTIONS FOR EMERGENCY FUND DEPLOYMENT TO HELP STATE AGENCIES DISTRIBUTE FUNDS TO HOMEOWNERS IN NEED



## Use Case & Challenge

- ProLink+ is a turnkey solution for state agencies looking to distribute their HAF dollars fast.
- Due to the emergency nature of the funding program, state agencies are continually in the public eye, and therefore access to real-time reporting is a must.

## Solution & Why QuickSight?

- ProLink+ SaaS is built using multiple AWS resources
- State agencies use QuickSight's embedded dashboard capabilities in ProLink+ for internal analytical purposes, as well as for real-time reporting to the public
- QuickSight inherent integrations with AWS resources and cost efficiency made it a logical choice
- Business analysts able to build rich dashboards without code

“State agencies across the board are looking for visual reporting tools to tell their stories more effectively. I’m glad QuickSight was readily available to us and we were able to quickly develop a dashboard in our ProLink+ deployment.

Shawn McKenna  
CEO ProLink Solutions

”

# California State University Chancellor's Office (CSUCO)

PROVIDING STUDENTS WITH OPPORTUNITIES TO DEVELOP INTELLECTUALLY AND PERSONALLY, AND TO CONTRIBUTE BACK TO THE COMMUNITIES THROUGHOUT CALIFORNIA



## Use Case & Challenge

- Needed a highly secure tool to streamline the process of pulling HR data
- CSU had been using a legacy central data warehouse based on data from their financial system, but it lacked the robustness to keep up with modern technology

## Solution & Why QuickSight?

- With QuickSight, the CSUCO is able to run a decentralized security process where campus security teams can provision access directly and users can get to their data faster
- Ability to match security measures with the benefits of low maintenance and familiarity to their end-users
- Estimated 35%–40% savings compared to competing tool
  - Pay for what you use
  - Infrequent users do not continue to incur charges

“It’s easy to use, very straightforward, and relatively intuitive. When you couple the experience of using QuickSight, with a huge cost difference to [the BI platform we had been using], to me, it’s a simple choice.

Andy Sydnor  
Sr Director Business Intelligence and Data  
Operations at the CSUCO



# Demo: Amazon Q in QuickSight





© 2024, Amazon Web Services, Inc. or its affiliates. All rights reserved.

# Pricing

# QuickSight user role subscriptions

Role	Description	Monthly Price	
Reader	Readers can explore interactive dashboards, answer questions of data with natural language Q & A, receive email reports, and download data.	\$3	OR Capacity Based
Reader Pro	Reader Pro adds Generative BI capabilities for Readers to build Stories explaining data, get executive summaries of dashboards with natural language, and access to Amazon Q Business*.	\$20	
Author	Author extends from Reader with capabilities to connect to data, create dashboards and reports, and share content with users in the account. Admin users needed to manage QuickSight accounts use Author subscriptions.	\$ 24	
Author Pro	Author Pro has <b>full access to all capabilities</b> , extending Author with Generative BI capabilities of Reader Pro and adding natural language dashboard authoring and Q & A Topic creation. Admin Pro users use Author Pro subscriptions.	\$50	

A \$250/mo. per-account Q enablement fee applies for accounts with at least one Pro user or with at least one Q Topic

\*Requires AWS IAM Identity Center (IDC) user provisioning





# Amazon Q in QuickSight capabilities

	Author Pro	Reader Pro	Reader & Author
Data Q&A	X	X	X
View and interact with Stories	X	X	X
Build Stories	X	X	
Get Executive Summaries of Dashboards	X	X	
Build dashboards using natural language	X		
Build Q&A Topics	X		

Cross account entitlement in QuickSight*	x	x	
Amazon Q Business access*	x	x	

\*Requires AWS IAM Identity Center (IDC) user provisioning



© 2024, Amazon Web Services, Inc. or its affiliates. All rights reserved.

# Try QuickSight free for 30 days

Full access to all capabilities  
Up to 4 users of any type\*

\* One user must be an Admin or Admin Pro for account management



© 2024, Amazon Web Services, Inc. or its affiliates. All rights reserved.

# Additional resources



**Amazon Q in QuickSight**



**Sign up for QuickSight  
Community**



© 2024, Amazon Web Services, Inc. or its affiliates. All rights reserved.





# Thank you!

**Travis Berkley** (he/him)

Sr. Solutions Architect

AWS

[travberk@amazon.com](mailto:travberk@amazon.com)

Please complete the survey  
for this session



Generative BI in  
Amazon QuickSight